



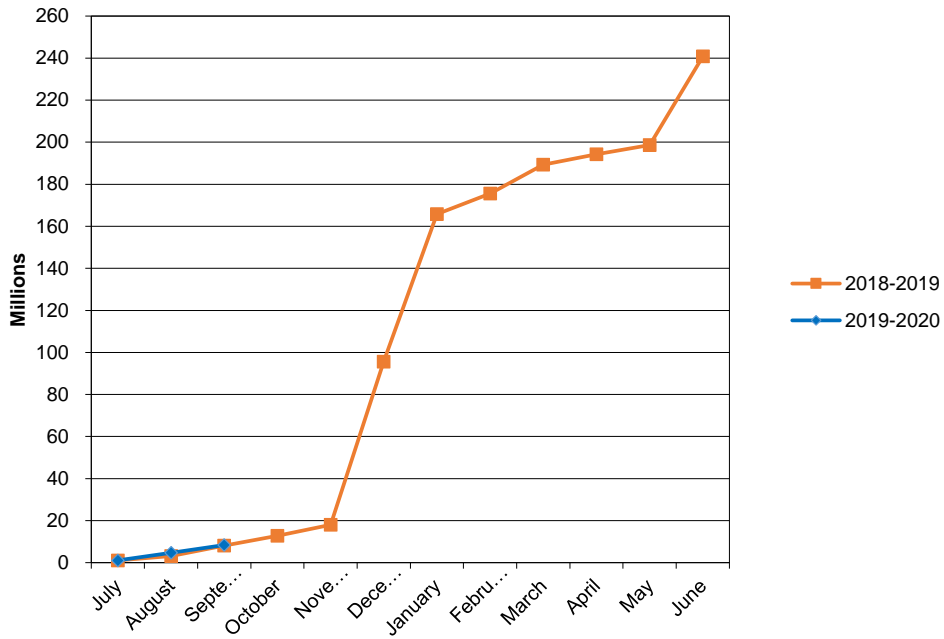
PARKWAYSCHOOLS

HIGHER EXPECTATIONS. BRIGHTER FUTURES.

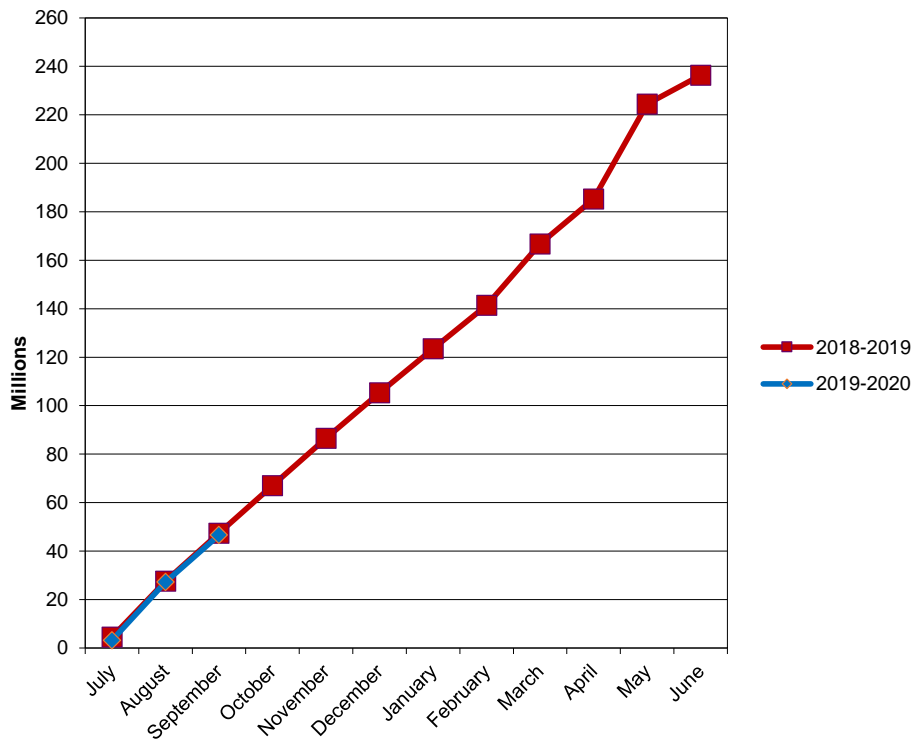
Financial Statements

Date: September 2019

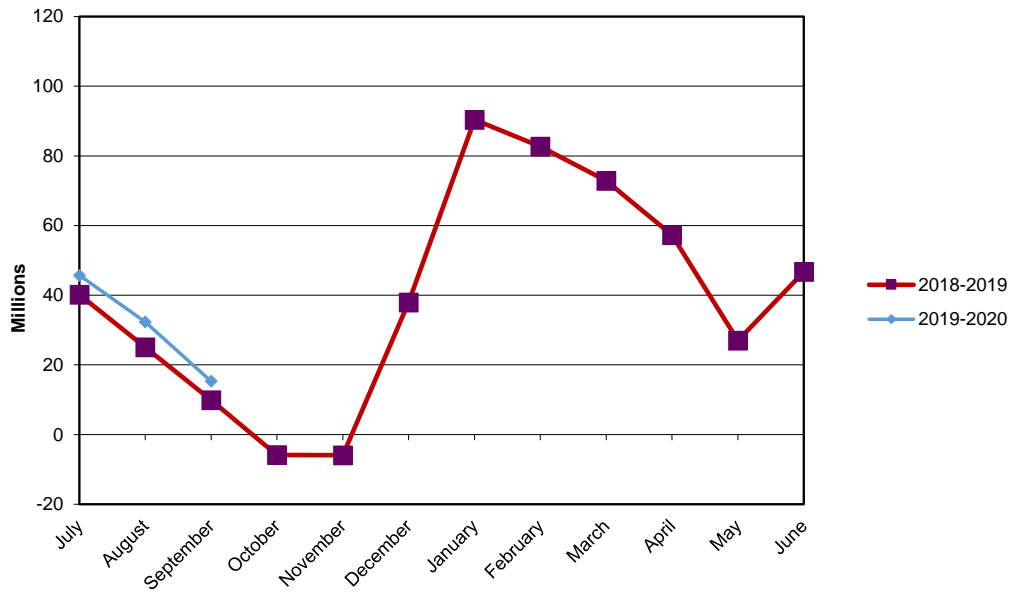
PARKWAY SCHOOL DISTRICT ACTUAL OPERATING REVENUE



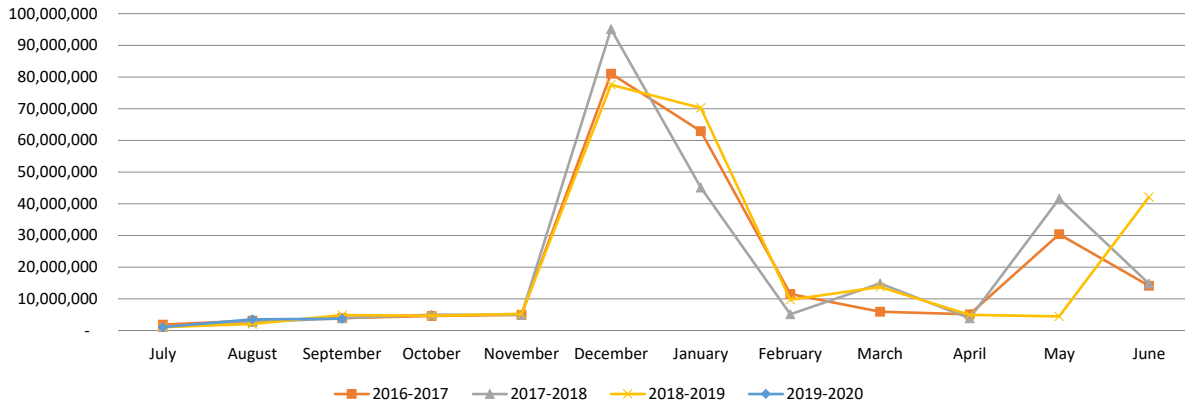
PARKWAY SCHOOL DISTRICT ACTUAL OPERATING EXPENDITURES



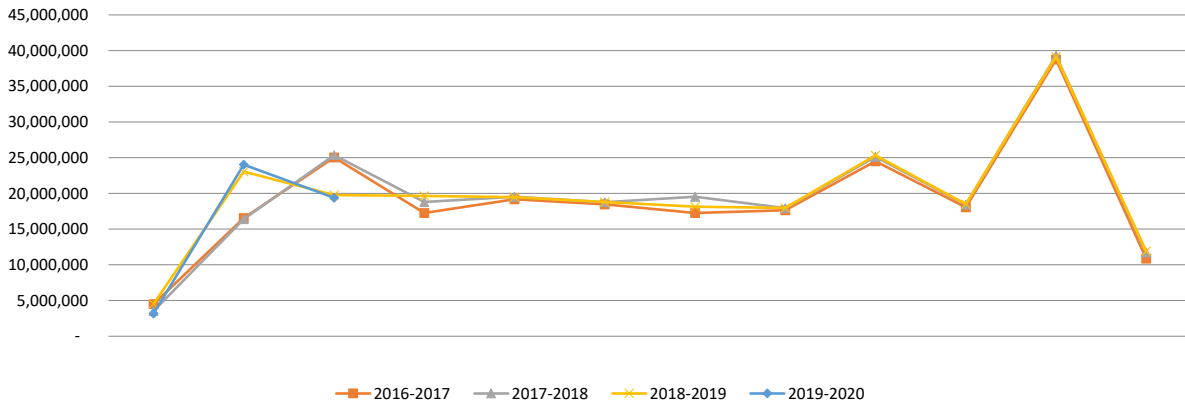
PARKWAY SCHOOL DISTRICT OPERATING FUND CASH AND INVESTMENTS



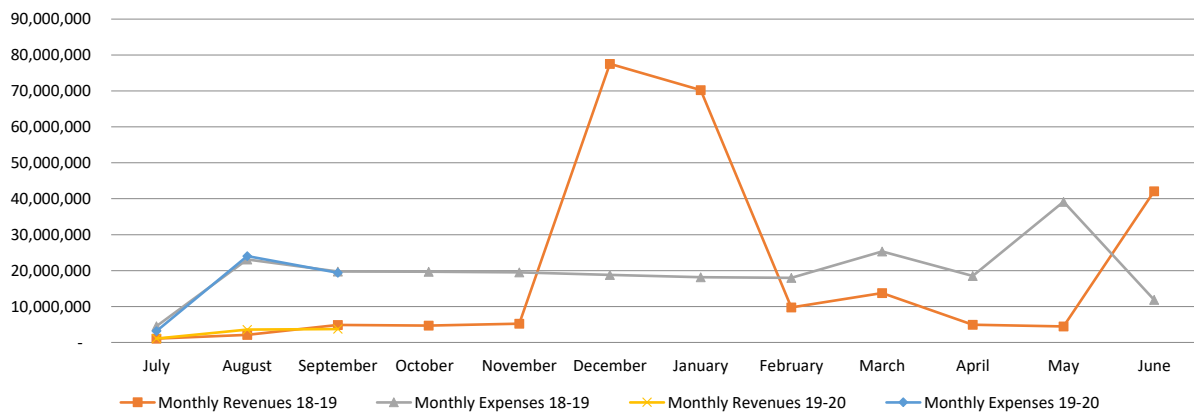
Operating Revenue Collection by Month



Expenses by Month



Monthly Revenues vs Monthly Expenses



**Parkway School District
Recapitulation of Funds
Budget 2019-2020 With Restatement of Opening Balances**

FY2020 Full Year Projection	Operating	Debt Service	Capital Projects	2014 Bond Issue	2018 Bond Issue	All Funds	
Beginning Fund Balance	48,429,219	36,159,219	9,572,874	1,695,162	54,457,598	150,314,072	
Revenues	244,451,374	24,207,700	3,241,298	-	500,000	272,400,372	
Expenses	240,732,494	53,117,783	4,148,181	-	35,000,000	332,998,458	
Ending Fund Balance	52,148,099	7,249,136	8,665,991	1,695,162	19,957,598	89,715,986	
ACTUAL FY20 THROUGH 9/30/19	Operating	Debt Service	Capital Projects	2014 Bond Issue	2018 Bond Issue	All Funds	
Beginning Fund Balance	48,429,219	36,159,219	9,572,874	1,695,162	54,457,598	150,314,072	
Revenues	8,369,268	483,467	258,870	-	-	9,111,605	332,810,681
Expenses	46,670,735	4,532,493	2,069,059	347,262	4,163,007	57,782,556	
Transfers	-	-	-	-	-	-	
Ending Fund Balance	10,127,752	32,110,193	7,762,685	1,347,900	50,294,591	101,643,121	
ACTUAL FY19 THROUGH 9/30/18	Operating	Debt Service	Capital Projects	2014 Bond Issue	2018 Bond Issue	All Funds	
Beginning Fund Balance	46,492,486	36,717,985	2,253,613	17,496,421	-	102,960,505	
Revenues	8,039,454	-	542,901	105,685	-	8,688,040	
Expenses	47,365,812	3,461,414	1,693,898	8,111,206	-	60,632,330	
Transfers	-	-	-	-	-	-	
Ending Fund Balance	7,166,128	33,256,571	1,102,616	9,490,900	-	51,016,215	

**PARKWAY SCHOOL DISTRICT
ACCRUAL BALANCE SHEET
September 30, 2019**

	TOTAL- ALL FUNDS 9/30/2019	TOTAL- ALL FUNDS 9/30/2018
ASSETS		
Cash & Investments	\$ 120,581,090	65,348,658
Accounts Receivable	701,237	954,915
Inventories	715,031	1,262,165
Prepaid Expenses	1,636,432	1,404,869
Land	3,457,837	3,457,837
Land Improvements	15,628,730	17,072,007
Buildings/Improvements	200,708,807	163,361,983
Construction in Progress	21,129,217	50,522,194
Equipment	12,077,431	12,674,728
	Total Assets	316,059,356
	\$ 376,635,812	316,059,356
LIABILITIES & FUND BALANCE		
Accounts Payable - Operating Funds	\$ 2,370,627	619,666
Accounts Payable - Medical Fund	-	20,000
Wages, Payroll Taxes, and Benefits Payable	3,473,004	4,232,038
Bonds Payable	245,760,000	206,945,000
Interest Payable	2,860,637	2,578,845
Liability for Compensated Absences	1,135,584	1,502,251
Liability for Early Retirement	205,016	902,168
	Total Liabilities	216,799,968
	\$ 255,804,868	216,799,968
Bond Issue Fund Balance	51,642,491	9,490,900
Debt Service Fund Balance	32,110,193	33,256,571
Capital Projects Fund Balance	7,762,685	1,102,616
Equity in Fixed Assets less Long Term Liabilities	3,040,785	35,160,485
Medical Fund Balance	16,147,038	13,082,688
Operating Fund Balance	10,127,752	7,166,128
	Total Fund Balance	99,259,388
	\$ 120,830,944	99,259,388
TOTAL LIABILITIES & FUND BALANCE	\$ 376,635,812	316,059,356

BREAKOUT OF CASH & INVESTMENT BALANCE

	<u>9/30/2019</u>	<u>9/30/2018</u>
MEDICAL FUND CASH	16,147,038	13,102,688
DEBT SERVICE FUND CASH	32,109,958	30,678,317
DEBT SERVICE FUND INVESTMENTS	235	2,950,493
BOND ISSUE FUND CASH	51,634,686	9,377,410
BOND ISSUE FUND INVESTMENTS	7,805	7,805
CAPITAL PROJECTS FUND CASH	5,386,270	(687,917)
OPERATING FUND CASH	15,295,098	9,919,862
OPERATING FUND INVESTMENTS	-	-
TOTAL	120,581,090	65,348,658

RESTRICTED RESERVE

	<u>9/30/2019</u>	<u>9/30/2018</u>
FOOD SERVICE	202,821	41,183
MEDICAL BENEFITS	16,147,038	13,082,688
STUDENT ACTIVITY	3,079,174	2,915,668
TOTAL	19,429,033	16,039,539

PARKWAY SCHOOL DISTRICT
MODIFIED ACCRUAL REVENUE SCHEDULE
TOTAL ALL FUNDS

	YEAR TO DATE 9/30/2019				YEAR TO DATE 9/30/2018			
	BUDGETED REVENUE	REVENUE REALIZED	% REALIZED	BALANCE TO BE REALIZED	REVENUE** 6/30/2018	REVENUE REALIZED	% REALIZED	BALANCE TO BE REALIZED
LOCAL								
Property Taxes	176,653,048	294,439	0.17%	176,358,609	171,474,393	-	0.00%	171,474,393
Delinquent Property Taxes	-	-	0.00%	-	(1,577,667)	-	0.00%	(1,577,667)
Sales Tax	16,073,970	1,296,953	8.07%	14,777,017	16,059,749	1,253,547	7.81%	14,806,202
M&M Surtax	4,906,653	6,866	0.14%	4,899,787	4,596,653	-	0.00%	4,596,653
Food Service	4,070,811	961,094	23.61%	3,109,717	4,016,924	637,566	15.87%	3,379,358
Other Local	8,255,978	549,143	6.65%	7,706,835	9,931,468	569,119	5.73%	9,362,349
VICC-VST Revenue	7,431,350	171,717	2.31%	7,259,633	8,651,877	801,486	9.26%	7,850,391
TOTAL LOCAL	217,391,810	3,280,212	1.51%	214,111,598	213,153,397	3,261,718	1.53%	209,891,679
INTEREST	942,750	206,546	21.91%	736,204	1,318,398	210,727	15.98%	1,107,671
COUNTY	3,214,584	1,598,293	49.72%	1,616,291	3,423,638	995,972	29.09%	2,427,666
STATE								
Basic Formula	2,425,913	584,401	24.09%	1,841,512	2,411,230	603,335	25.02%	1,807,895
Classroom Trust	6,576,038	1,451,815	22.08%	5,124,223	6,436,222	1,446,328	22.47%	4,989,894
Transportation	1,230,002	322,989	26.26%	907,013	1,230,079	335,122	27.24%	894,957
Other State	1,525,076	95,587	6.27%	1,429,489	1,805,336	251,471	13.93%	1,553,865
TOTAL STATE	11,757,029	2,454,792	20.88%	9,302,237	11,882,867	2,636,256	22.19%	9,246,611
FEDERAL								
Federal Food Service	2,112,600	-	0.00%	2,112,600	2,108,374	522	0.02%	2,107,852
Other Federal Entitlements	2,688,947	117,937	4.39%	2,571,010	2,703,424	329,450	12.19%	2,373,974
TOTAL FEDERAL	4,801,547	117,937	2.46%	4,683,610	4,811,798	329,972	6.86%	4,481,826
OTHER FINANCING SOURCES								
Transportation Reimbursement	2,808,435	19,563	0.70%	2,788,872	2,638,360	51,269	1.94%	2,587,091
Tuition From Other Districts	-	2,188	100.00%	(2,188)	118,997	-	0.00%	118,997
Sale Of Property	35,219	806	2.29%	34,413	42,873	5,245	12.23%	37,628
TOTAL OTHER FINANCING SOURCES	2,843,654	22,557	0.79%	2,821,097	2,800,230	56,514	2.02%	2,743,716
SUB-TOTAL OPERATING REVENUE	240,951,374	7,680,337	3.19%	233,271,037	237,390,328	7,491,159	3.16%	229,899,169
STUDENT ACTIVITIES	3,500,000	688,931	19.68%	2,811,069	3,387,145	548,295	16.19%	2,838,850
TOTAL OPERATING REVENUE	244,451,374	8,369,268	3.42%	236,082,106	240,777,473	8,039,454	3.34%	232,738,019
NON-OPERATING REVENUES								
2019 Bond Issue	-	-	0.00%	-	55,000,000	-	0.00%	55,000,000
2019 Bond Issue Interest/Premium	500,000	-	0.00%	500,000	5,195,531	-	0.00%	5,195,531
2014 Bond Issue Interest/Premium	-	-	0.00%	-	199,786	105,685	52.90%	94,101
Debt Service Property Taxes	23,098,063	38,498	0.17%	23,059,565	22,420,935	-	0.00%	22,420,935
Debt Service Delinquent Prop. Taxes	-	-	-	-	(206,286)	-	0.00%	(206,286)
Debt Service Interest/Premium	505,192	271,000	53.64%	234,192	747,336	257,029	34.39%	490,307
Debt Service County Revenue	604,445	173,969	28.78%	430,476	641,617	114,991	17.92%	526,626
Cap. Projects Property Taxes	2,356,945	11,762	0.50%	2,345,183	6,849,824	-	0.00%	6,849,824
Cap. Projects Delinquent Prop. Taxes	-	-	-	-	(63,022)	-	100.00%	(63,022)
Capital Projects Other	583,853	105,179	18.01%	194,821	928,348	11,714	0.00%	916,634
Capital Projects Grants	-	-	0.00%	-	-	-	0.00%	-
Marketing Agreement	300,000	141,250	47.08%	-	317,917	159,167	50.07%	158,750
Capital Interest/Premium	500	679	135.80%	(179)	1,222	-	0.00%	1,222
TOTAL ALL REVENUE SOURCES	272,400,372	9,111,605	3.34%	263,288,767	332,810,681	8,688,040	2.61%	324,122,641

EXPENDITURE SUMMARY BY OBJECT
TOTAL ALL FUNDS
September 30, 2019

	BUDGET	ACTUAL	%	ACTUAL**	ACTUAL	%	CHANGE FROM PRIOR YEAR	
	2019-2020	EXPENDITURES YTD 8/31/2019	EXPENDED 2019-2020	EXPENDITURES 06/30/2019	EXPENDITURES YTD 9/30/2018	EXPENDED 2018-2019	\$	%
SALARIES								
Certificated	102,864,414	19,390,373	18.85%	100,050,706	19,247,432	19.24%	142,941	-0.39%
Classified	38,746,304	7,340,217	18.94%	37,875,070	7,754,364	20.47%	(414,147)	-1.53%
Administrative	12,497,566	3,413,510	27.31%	12,128,795	3,256,420	26.85%	157,090	0.46%
TOTAL SALARIES	154,108,284	30,144,100	19.56%	150,054,571	30,258,216	20.16%	(114,116)	-0.60%
BENEFITS								
Retirement, Social Security and Medicare	26,480,541	5,030,531	19.00%	25,367,886	5,011,490	19.76%	19,041	-0.76%
Medical, Dental and Life Insurance	28,123,058	4,133,026	14.70%	28,044,920	4,784,835	17.06%	(651,809)	-2.37%
TOTAL BENEFITS	54,603,599	9,163,557	16.78%	53,412,806	9,796,325	18.34%	(632,768)	-1.56%
PURCHASED SERVICES								
Substitute Services	2,955,354	343,215	11.61%	2,695,542	343,774	12.75%	(559)	-1.14%
Tuition	92,882	8,981	9.67%	173,834	34,611	19.91%	(25,630)	-10.24%
Professional Services	2,134,616	533,062	24.97%	2,172,772	566,457	26.07%	(33,395)	-1.10%
Audit	41,000	8,500	20.73%	33,800	8,000	23.67%	500	-2.94%
Technical Services	92,400	32,195	34.84%	113,782	14,613	12.84%	17,582	22.00%
Legal Services	200,000	38,023	19.01%	179,905	6,263	3.48%	31,760	15.53%
Property Services	2,437,254	637,111	26.14%	2,198,123	479,439	21.81%	157,672	4.33%
Travel & Contracted Trans.	1,751,187	188,135	10.74%	1,631,375	155,314	9.52%	32,821	1.22%
Property Insurance	879,000	-	0.00%	864,490	-	0.00%	-	0.00%
Liability Insurance	874,095	10,004	1.14%	845,825	1,020	0.12%	8,984	1.02%
Other Purchased Services	1,665,419	404,835	24.31%	1,477,766	445,676	30.16%	(40,841)	-5.85%
TOTAL PURCHASED SERVICES	13,123,207	2,204,061	16.80%	12,387,214	2,055,167	16.59%	148,894	0.20%
CONSUMABLES								
General Supplies	3,700,000	837,521	22.64%	3,670,818	749,518	20.42%	88,003	2.22%
Instructional Supplies	6,923,374	2,400,055	34.67%	6,634,988	2,569,270	38.72%	(169,215)	-4.06%
Library Books	363,330	162,736	44.79%	298,061	93,596	31.40%	69,140	13.39%
Gasoline/Diesel	658,200	79,081	12.01%	652,224	82,753	12.69%	(3,672)	-0.67%
Energy Services	3,915,000	714,733	18.26%	3,576,865	856,651	23.95%	(141,918)	-5.69%
Food Service Supplies	2,643,000	499,376	18.89%	2,393,954	489,655	20.45%	9,721	-1.56%
TOTAL CONSUMABLES	18,202,904	4,693,502	25.78%	17,226,910	4,841,443	28.10%	(147,941)	-2.32%
OPERATING LEASES								
	294,500	-	0.00%	41,215	-	0.00%	-	0.00%
SUBTOTAL OPERATING EXPENSES	240,332,494	46,205,220	19.23%	233,122,716	46,951,151	20.14%	(745,931)	-0.91%
STUDENT ACTIVITIES	3,500,000	465,515	13.30%	3,218,024	414,661	12.89%	50,854	0.41%
ANTICIPATED EXPENDITURE SAVINGS	(3,100,000)	-	0.00%	-	-	0.00%	-	0.00%
TOTAL OPERATING EXPENSES	240,732,494	46,670,735	19.39%	236,340,740	47,365,812	20.04%	(695,077)	-0.65%
CAPITAL OUTLAY - NON BOND EXPENSES								
Land Improvement	-	3,471	100.00%	34,576	20,382	58.95%	(16,911)	41.05%
Building Alterations	652,700	153,647	23.54%	641,821	279,670	43.57%	(126,023)	-20.03%
General Equipment	1,067,775	119,678	11.21%	434,346	128,547	29.60%	(8,869)	-18.39%
Instructional Equipment	288,725	16,604	5.75%	278,826	40,159	14.40%	(23,555)	-8.65%
Technology Equipment	200,000	635,175	317.59%	172,430	39,130	22.69%	596,045	294.89%
Student Activity	180,000	(25,331)	-14.07%	161,507	49,353	30.56%	(23,146)	-44.63%
Vehicles	230,000	57,507	25.00%	149,853	80,653	53.82%	53,048	-28.82%
School Buses	1,200,000	1,063,244	88.60%	1,010,196	1,010,196	100.00%	-	-11.40%
TOTAL CAPITAL OUTLAY	3,819,200	2,023,995	53.00%	2,883,555	1,648,090	57.15%	375,905	-4.16%
2014 BOND ISSUE EXPENDITURES	-	347,262	100.00%	16,001,045	8,111,206	50.69%	(7,763,944)	49.31%
2018 BOND ISSUE EXPENDITURES	35,000,000	4,163,007	11.89%	5,737,933	-	0.00%	4,163,007	11.89%
CAPITAL FUND - BUS LEASES	328,981	45,064	13.70%	331,473	45,808	13.82%	(744)	-0.12%
DEBT SERVICE - GO BONDS	53,117,783	4,532,493	8.53%	24,162,368	3,461,414	14.33%	1,071,079	-5.79%
GRAND TOTAL EXPENSES	332,998,458	57,782,556	17.35%	285,457,114	60,632,330	21.24%	(2,849,774)	-3.89%

**FOOD SERVICE
STATEMENT OF INCOME AND EXPENSE
September 30, 2019**

		<u>BUDGET FY20</u>	<u>CURRENT MONTH</u>	<u>ACTUAL EXPENDITURES YTD 9/30/2019</u>	<u>% EXPENDED</u>	<u>PRIOR YEAR ACTUAL FY19</u>	<u>PRIOR YEAR TO DATE September 2018</u>	<u>PRIOR YEAR % EXPENDED</u>
RESERVE FOOD SERVICE SURPLUS	-68.4%		\$336,313	\$34,233		\$108,211	\$108,211	
INCOME								
LOCAL	50.7%	4,070,811	\$463,349	\$961,094	23.61%	\$4,016,922	\$637,566	15.87%
STATE	-35.3%	38,039	\$2,697	\$2,707	7.12%	\$37,871	\$4,183	11.05%
FEDERAL	-36.3%	2,112,600	\$242,939	\$243,531	11.53%	\$2,108,406	\$382,512	18.14%
TOTAL INCOME	17.9%	6,221,450	\$708,985	\$1,207,332	19.41%	\$6,163,199	\$1,024,261	16.62%
COST OF GOODS SOLD:								
Beginning Inventory	-9.8%		\$534,477	\$151,400		\$167,832	\$167,832	100.00%
Add: Purchases-Food	2.0%	3,000,000	\$276,603	\$499,376	16.65%	\$2,377,522	\$489,655	20.60%
Purchases-Other	33.8%	236,280	\$19,939	\$56,359	23.85%	\$226,148	\$42,107	18.62%
Goods Available	1.1%		\$831,020	\$707,134		\$2,771,502	\$699,594	25.24%
Less: Ending Inventory	16.5%		\$356,015	\$356,015		\$151,400	\$305,717	201.93%
TOTAL COST OF GOODS	-10.9%	3,236,280	\$475,005	\$351,119	10.85%	\$2,620,102	\$393,877	15.03%
GROSS MARGIN	35.8%	\$2,985,170	\$233,980	\$856,213	28.68%	\$3,543,097	\$630,383	17.79%
OPERATION COSTS:								
Salaries	-3.4%	2,144,495	\$229,766	\$391,483	18.26%	\$2,361,181	\$405,206	17.16%
Fringe Benefits	-8.8%	1,227,870	\$107,030	\$244,286	19.90%	\$1,211,028	\$267,743	22.11%
Purchased Services	192.7%	91,716	\$32,540	\$42,691	46.55%	\$83,704	\$14,586	17.43%
Operating Supplies	-33.0%	68,955	\$5,690	\$14,591	21.16%	\$77,766	\$21,766	27.99%
Credit for Services	27.2%	(100,000)	(\$7,553)	(\$15,119)	15.12%	(\$118,757)	(\$11,890)	10.01%
Total Operating Costs	-2.8%	3,433,036	\$367,472	\$677,933	19.75%	\$3,614,922	\$697,411	19.29%
INCOME (LOSS) FROM OPERATIONS	-366.0%	(447,866)	(\$133,492)	\$178,279		(\$71,825)	(\$67,027)	93.32%
EQUIPMENT		200,000	\$0	\$9,691	4.85%	\$2,153	\$0	0.00%
RESERVE FOOD SERVICE SURPLUS	392.5%		\$202,821	\$202,821		\$34,233	\$41,183	120.30%

**Parkway School District
Building Location Recap Report**

Fiscal Year 2020 Through Period 3 Run Date: 10-15-2019 @ 09:47:40

	Budget	Expended	Encumbrances	Unexpended
FERN RIDGE HIGH	16,400.00	1,873.42	2,373.78	12,152.80
CENTRAL HIGH	254,775.00	71,766.23	41,945.69	141,063.08
NORTH HIGH	223,604.00	45,503.39	34,827.24	143,273.37
WEST HIGH	298,138.00	79,182.16	37,737.51	181,218.33
SOUTH HIGH	348,507.00	77,773.57	50,776.26	219,957.17
SOUTHWEST MIDDLE	96,123.00	31,421.94	12,131.06	52,570.00
CENTRAL MIDDLE	135,405.00	23,586.31	6,230.60	105,588.09
NORTHEAST MIDDLE	137,024.00	30,224.74	3,732.56	103,066.70
SOUTH MIDDLE	88,740.00	17,627.31	1,509.98	69,602.71
WEST MIDDLE	166,158.00	44,324.99	13,160.99	108,672.02
BARRETS ELEM.	49,558.00	16,300.96	2,538.72	30,718.32
BELLERIVE ELEM.	56,090.00	18,258.01	4,836.69	32,995.30
CARMAN TRAILS ELEM.	63,758.00	23,565.04	9,589.66	30,603.30
CLAYMONT ELEM.	67,734.00	22,198.80	3,164.03	42,371.17
CRAIG ELEM.	69,438.00	29,709.71	9,568.54	30,159.75
GREEN TRAILS ELEM.	59,782.00	16,637.14	605.26	42,539.60
HANNA WOODS ELEM.	64,752.00	28,420.96	9,938.91	26,392.13
HENRY ELEM.	88,781.00	37,601.76	2,683.51	48,495.73
HIGHCROFT ELEM.	53,250.00	13,572.82	6,297.10	33,380.08
MASON RIDGE ELEM.	64,752.00	24,954.59	1,627.45	38,169.96
MCKELVEY ELEM.	95,792.00	27,389.89	7,676.17	60,725.94
OAK BROOK ELEM.	70,574.00	19,529.20	4,828.27	46,216.53
PIERREMONT ELEM.	65,808.00	36,845.27	1,405.33	27,557.40
RIVER BEND ELEM.	64,042.00	31,812.70	2,637.29	29,592.01
ROSS ELEM.	55,238.00	20,526.95	1,821.22	32,889.83
SORRENTO SPRINGS ELEM.	36,352.00	14,361.90	2,427.12	19,562.98
SHENANDOAH VALLEY ELEM.	73,311.00	36,985.46	17,013.87	19,311.67
WREN HOLLOW ELEM.	60,208.00	22,362.22	8,914.85	28,930.93
Grand Total for Funds 10-12	2,903,078.00	830,453.27	295,094.34	1,777,530.39
Grand Total for Fund 20	3,316.00	434.69	0.00	2,881.31
Grand Total for Fund 30	0.00	0.00	0.00	0.00
Grand Total for Funds 40-41	17,700.00	33,429.48	6,905.32	-22,634.80
Grand Total All	2,924,094.00	864,317.44	301,999.66	1,757,776.90

**Parkway School District
Consolidated Budget - Programs Recap Report**

Fiscal Year 2020 Through Period 3 Run Date: 10-15-2019 @ 09:49:27

	Budget	Expended	Encumbrances	Unexpended
SPECIAL READING	16,064.00	8,943.79	1,889.25	5,230.96
COMM ARTS	210,200.00	63,527.96	4,626.62	142,045.42
MATHEMATICS	85,398.00	16,327.88	1,062.35	68,007.77
FINE ARTS	393,395.00	88,886.87	68,514.67	235,993.46
PHYSICAL EDUCATION	60,632.00	19,918.90	4,308.80	36,404.30
SCIENCE	113,636.00	21,165.12	1,815.86	90,655.02
SOCIAL STUDIES	110,656.00	18,351.14	21,213.01	71,091.85
INSTRUCTIONAL TECHNOLOGY	104,587.00	16,256.81	3,286.66	85,043.53
GUIDANCE	25,922.00	5,584.95	23.35	20,313.70
ART	135,891.00	66,913.22	18,649.24	50,328.54
BLDG ADMIN SERVICES	1,623,075.00	468,802.11	150,254.02	1,004,018.87
AUDIO VISUAL SERVICES	7,140.00	2,544.40	0.00	4,595.60
BUSINESS EDUCATION	41,246.00	5,272.30	285.73	35,687.97
MODERN CLASSICAL LANG	42,321.00	8,619.15	12,936.75	20,765.10
FAMILY AND CONSUMER SC	64,023.00	5,751.10	1,500.00	56,771.90
INDUSTRIAL ARTS	44,070.00	9,208.97	5,170.37	29,690.66
STUDENT BODY ACT	99,684.00	65,350.88	64,864.42	-30,531.30
COOP VOC ED	185,459.00	9,515.18	108,568.98	67,374.84
UNIFIED STUDIES	2,580.00	853.00	200.00	1,527.00
SPEECH	21,536.00	2,496.65	0.00	19,039.35
LIBRARY SVCS	74,005.00	13,907.50	6,000.67	54,096.83
HEALTH ED	6,527.00	565.46	0.00	5,961.54
EEE CAMP	143,238.00	-72,455.49	44,714.73	170,978.76
GIFTED EDUCATION	218,599.00	52,006.92	1,559.85	165,032.23
DRUG FREE SCHOOL	134,777.00	22,022.26	3,940.04	108,814.70
SUB RELEASE DAYS	1,000.00	0.00	0.00	1,000.00
ADC	761,232.00	173,954.56	119.99	587,157.45
SUMMER SCHOOL	1,509,408.00	98,193.07	0.00	1,411,214.93
INSTRUCTIONAL STAFFING	136,784,993.00	24,767,067.86	0.00	112,017,925.1
BLDG LEVEL STAFFING	17,079,372.00	4,012,542.27	0.00	13,066,829.73
SPECIAL SERVICES	401,254.00	89,929.11	1,034.00	310,290.89
ESOL	23,651.00	6,749.28	0.00	16,901.72
ATHLETICS	1,247,951.00	345,537.06	427,493.93	474,920.01
ADULT BASIC EDUCATION	1,595,748.00	277,334.72	12,359.20	1,306,054.08
SWIM CLUB	819,060.00	161,729.56	67,827.40	589,503.04
EARLY CHILDHOOD	1,776,799.00	338,539.57	2,500.02	1,435,759.41
PRESCHOOLS	2,351,726.00	481,423.79	427.89	1,869,874.32
PARK ROCK COMM ED	38,065.00	7,793.61	0.00	30,271.39

**Parkway School District
Consolidated Budget - Programs Recap Report**

Fiscal Year 2020 Through Period 3 Run Date: 10-15-2019 @ 09:49:27

	Budget	Expended	Encumbrances	Unexpended
STUDENT SERVICES	177,614.00	43,318.57	0.00	134,295.43
PUPIL PERSONNEL	2,064,559.00	372,236.75	61,582.85	1,630,739.40
HEALTH SERVICES	2,922,209.00	572,000.62	7,665.55	2,342,542.83
GUIDANCE AND COUNSELING	200,376.00	59,820.10	0.00	140,555.90
SEB SUPPORT	16,531.00	9,631.98	0.00	6,899.02
TEACH LEARN ACCOUNTABILITY	4,673,974.00	1,178,686.01	222,245.93	3,273,042.06
PROFESSIONAL LEARNING	621,111.00	287,643.16	9,118.96	324,348.88
READING DIAGNOSTICS	230,699.00	18,586.35	47,015.66	165,096.99
EVALUATION	271,913.00	69,469.64	306.62	202,136.74
INSTRUC TECH LIBRARY MEDIA	1,168,077.00	343,969.19	41,687.84	782,419.97
STUDENT ASSESSMENT	382,590.00	64,149.10	89,420.00	229,020.90
PROGRESS MONITORING	537,174.00	37,498.03	0.00	499,675.97
BOARD OF EDUCATION	138,365.00	17,803.50	9,000.00	111,561.50
SUPERINTENDENT	487,126.00	123,551.25	2,262.00	361,312.75
DISTRICT DUES	154,700.00	94,796.95	40,982.35	18,920.70
LEGAL SERVICES	200,000.00	38,022.72	144,592.02	17,385.26
DEPUTY SUPERINTENDENT	382,921.00	78,641.72	563.83	303,715.45
ASST SUPER OF STUDENT SERVICES	348,909.00	65,703.62	63.61	283,141.77
CHIEF FINANCIAL OFFICER	326,659.00	83,851.48	636.43	242,171.09
COMMUNICATIONS	1,064,382.00	275,921.51	41,494.21	746,966.28
SAFETY SECURITY	1,420,675.00	191,773.44	652,894.90	576,006.66
SPECIAL PROJECTS	139,229.00	17,340.46	0.00	121,888.54
FINANCE	1,190,495.00	258,281.95	37,071.89	895,141.16
INTERNAL EQUIP FIN	756,807.00	97,803.35	469,598.66	189,404.99
RISK MGMT	2,347,095.00	-506,504.55	17,224.42	2,836,375.13
FOOD SERVICES	6,913,378.00	1,243,358.79	2,478,048.26	3,191,970.95
PURCHASING	1,118,292.00	745,287.06	484.92	372,520.02
PRINT SHOP	33,465.00	7,212.89	2,182.62	24,069.49
SCHOOL STORES	394,840.00	70,330.60	102,910.48	221,598.92
WAREHOUSE	1,013,320.00	185,582.18	12,162.07	815,575.75
MAILROOM	92,600.00	15,075.54	4,864.79	72,659.67
TECHNOLOGY	7,244,209.00	2,135,451.09	747,618.66	4,361,139.25
HUMAN RESOURCES	1,186,272.00	272,842.83	19,806.69	893,622.48
TRANSPORTATION	7,293,861.00	2,215,739.04	361,324.17	4,716,797.79
SSD TRANSPORTATION	2,091,374.00	367,760.67	0.00	1,723,613.33
STUDENTS IN TRANSITION	450,000.00	110,372.18	317,579.00	22,048.82
FACILITY OPERATIONS	8,628,173.00	1,628,222.19	266,110.94	6,733,839.87
FACILITY MAINTENANCE	5,097,485.00	1,163,269.91	906,199.82	3,028,015.27

**Parkway School District
Consolidated Budget - Programs Recap Report**

Fiscal Year 2020 Through Period 3 Run Date: 10-15-2019 @ 09:49:27

	Budget	Expended	Encumbrances	Unexpended
GROUNDS MAINTENANCE	2,091,060.00	431,750.33	535,357.51	1,123,952.16
PLANNING	1,375,846.00	327,181.38	244,585.41	804,079.21
ENVIRONMENTAL SVCS	739,728.00	116,361.57	59,533.22	563,833.21
FACILITY MANAGEMENT	766,365.00	134,981.78	138,130.64	493,252.58
SUSTAINABILITY	5,109,810.00	915,705.01	3,449,438.76	744,666.23
REBATE PROJECTS	0.00	42,348.16	91,858.53	-134,206.69
2014 BOND	3,000,000.00	347,261.96	891,116.55	1,761,621.49
2018 BOND	25,000,000.00	4,163,006.87	15,386,860.15	5,450,132.98
DEBT SERVICE	50,474,423.00	4,532,492.93	4,000.00	45,937,930.07
STATE GRANTS	217,219.00	57,943.80	0.00	159,275.20
FEDERAL GRANTS	1,694,924.41	431,449.14	34,279.12	1,229,196.15
LOCAL GRANTS	120,991.69	33,632.22	0.00	87,359.47
Grand Total for Funds 10-12	84,883,515.70	16,264,200.41	11,864,515.72	56,754,799.57
Grand Total for Fund 20	155,545,710.40	29,868,396.37	0.00	125,677,314.0²
Grand Total for Fund 30	50,474,423.00	4,532,492.93	4,000.00	45,937,930.07
Grand Total for Funds 40-41	6,823,097.00	2,441,651.93	1,731,651.97	8,099,926.08
Grand Total All	322,726,746.10	57,269,748.51	28,987,027.84	236,469,969.7⁵

• **GLOSSARY**

ACCOUNTS PAYABLE - Unpaid amounts currently owed to vendors for goods and services provided.

ACCOUNTS RECEIVABLE - Revenues earned but not yet received by the District.

AMOUNT PROVIDED FOR BOND PRINCIPAL - Amount available to meet current and future bond payments.

AMOUNT TO BE PROVIDED FOR PRINCIPAL AND INTEREST - The amount of funds needed to repay remaining bonded indebtedness. This is a “memo type” entry and does not represent an actual accumulation of cash.

BONDS AND INTEREST PAYABLE - CURRENT - Amount of bond principal and interest payable in future years.

CONSTRUCTION IN PROGRESS - Amounts expended to date on construction projects not completed. When completed, this account is reduced by the total cost of the completed projects.

ENCUMBRANCES - Obligations in the form of purchase orders, contracts, salary commitments, etc. for which a budgeted appropriation has been made.

EQUITY IN GENERAL FIXED ASSETS - Represents the appropriation of funds over a number of years to acquire land, buildings / improvements, and equipment. It is an offset to the respective asset accounts.

FUND BALANCE - The excess of assets over liabilities, which represent the “net worth” of a fund.

FUNDS - The four basic funds and their purposes are:

Capital Projects (Building) - Only capital equipment and building additions / alterations can be charged to this fund. Primary sources of revenue are property / delinquent taxes, building leases, investment income and sale of bonds.

Debt Service - Bond principal, interest and fees associated with the issue and redemption of bonds are the only expenses chargeable to this fund. Primary sources of revenue are property / delinquent taxes and investment income.

General (Incidental) - Expenses not specifically chargeable to other funds are charged to this fund. Primary sources of revenue are property / delinquent taxes, sales tax, investment income, minimum guarantee, VST, textbook, transportation and food service.

Special Revenue (Teachers) - Only salaries for certificated personnel and the cost medical / dental / vision / life insurance can be charged to this fund. Primary sources of revenue are property / delinquent taxes, investment income, state utility tax, minimum guarantee and VST.

INVENTORIES - Value of consumables purchased for future use.

PREPAID EXPENSES - Services paid for in advance of use (e.g. insurance).

RESERVE - Portion of the fund balance which is segregated for a future use and, therefore, not available for future appropriation.

RESERVE FOR BUDGETED ENCUMBRANCE - Funds budgeted and encumbered but not yet spent.

RESTRICTED RESERVE - Balances in the General Fund or Capital Projects Fund restricted as to the use (e.g. future medical / dental benefits) or unspent bond issue funds.

UNREALIZED REVENUES - Revenues budgeted but not yet realized.

UNSPENT BUDGETED FUNDS - Funds budgeted but not expended or encumbered.



FOR MONTH OF: SEPTEMBER – FY20

Attached is a list (alphabetical by vendor) of purchase orders and order for payments \$500 to \$15,000 and \$15,000 + which the administration has approved in accordance with Policy #DJEBP

Reports per DIC.BP

ORDER FOR PAYMENT

\$500 - \$15,000

SEPTEMBER FY20

VENDOR NAME	OBJECT	DOCUMENT	AMOUNT	WARRANT	CHECK NO	INVOICE
AC SYSTEMS, INC	6411	378121	\$ 551.00	REG	493396	61868
AC SYSTEMS, INC	6411	380427	\$ 754.00	REG	493940	62094
AGPARTS	6412	378662	\$ 837.50	REG	493723	1419686
AGPARTS	6412	378671	\$ 877.75	REG	493723	1419337
ALL TYPE VACUUM	6411	378873	\$ 696.59	EARLY	493629	0196403-IN
AMAZON	6411	380803	\$ 506.43		0	380803
AMAZON	6411	381671	\$ 587.00		0	381671
AMAZON	6411	381668	\$ 599.00		0	381668
AMERICAN TRAILER &	6339	380475	\$ 885.00	100319	4602	150489-0001
AMZN Mktp US*MA0KR7A	6411	380758	\$ 1,060.16		0	380758
AMZN Mktp US*MA10O9B	6411	380839	\$ 553.98		0	380839
AMZN Mktp US*MA37U0Y	6411	380966	\$ 679.12		0	380966
AT&T	6361	380310	\$ 2,449.07		0	380310
AT&T	6361	380311	\$ 2,750.98		0	380311
BATTERIES PLUS BULBS	6411	376818	\$ 967.50	091219	4470	P18085100
CAMP WOODLAND HILLS	6398	379037	\$ 500.00	EARLY	493639	PSH 2020 CAMP DEP.
CARIBEE SIGN COMPANY	6411	378784	\$ 500.00	REG	493736	18475
CDW-G	6412	379411	\$ 538.80	REG	493738	TXB3700
CHARACTER.ORG	6319	380996	\$ 1,298.00		0	380996
CHESTERFIELD CHAMBER	6319	380216	\$ 500.00		0	380216
CHESTERFIELD CHAMBER	6371	380212	\$ 550.00		0	380212
CHROMEBOOK SOLUTIONS	6412	378851	\$ 979.00	REG	493741	32433
CHROMEBOOK SOLUTIONS	6412	377012	\$ 999.75	REG	493273	32409
CUMMINS MID-SOUTH	6412	381690	\$ 1,200.00		0	AZ0A64852FAD
DE BOURGH MANUFACTUR	6411	381843	\$ 1,255.72		0	P8092
DEMCO INC	6411	381593	\$ 672.90		0	381593
DEMCO INC	6411	379167	\$ 964.97		0	379167
DICK'S SPORTING GOOD	6411	379172	\$ 968.35		0	379172
EARTH DANCE FARMS	6398	376714	\$ 574.00	EARLY	492859	1522
ENGINEERED AIR	6411	376821	\$ 681.17	REG	493290	DS132654
EXP TRIPS, INC.	6398	381652	\$ 1,596.50		0	381652
FIREHOUSE SUBS #1054	6411	380315	\$ 1,235.00		0	006300
FRENCH GERLEMAN ELEC	6391	378802	\$ 768.83	092619	4566	10393842-00
FROST ELECTRIC SUPPL	6411	380039	\$ 579.64	100319	4612	S4077334.001
FROST ELECTRIC SUPPL	6411	380038	\$ 593.66	100319	4612	S4086404.001
FROST ELECTRIC SUPPL	6411	378808	\$ 776.07	092619	4567	S4079066.001
GRAYBAR ELEC CO	6411	380040	\$ 820.50	EARLY	493864	9312082406
GROH, GEORGEANN	5181	378088	\$ 707.94	EARLY	493579	REFUNDGROH
IMAGE MARKET	6411	380790	\$ 650.80		0	380790
IN *KANSAS CITY AUDI	6411	379149	\$ 613.28		0	379149
ISTE	6411	381588	\$ 629.10		0	381588
JACOBS, LAUREN	6343	380066	\$ 667.93	REG	494173	072919 TVL
JIMMY JOHN'S	6411	381764	\$ 775.00		0	381764
KAISTHA, RUCHEE	5181	380050	\$ 780.00	EARLY	493901	REFRAWAT

VENDOR NAME	OBJECT	DOCUMENT	AMOUNT	WARRANT	CHECK NO	INVOICE
KANLIC, DINO	6391	378208	\$ 700.00	REG	493467	0001
KANLIC, DINO	6391	379313	\$ 900.00	REG	493762	0002
KKGROUPTROTECTOR	6352	380288	\$ 1,020.00		0	380288
KRUEGER POTTERY	6411	381657	\$ 999.31		0	381657
LANNING, COLIN	6343	378931	\$ 673.89	REG	494180	072719 TVL
LONGSTRETH SPORTING	6411	380974	\$ 1,419.45		0	380974
MANCHESTER MUSIC	6411	376898	\$ 998.00	REG	493326	8
MCREL INTERNATIONAL	6412	379268	\$ 500.00	EARLY	493676	INV-10574
MECHANICAL SUPPLY	6411	376891	\$ 557.00	091219	4490	1008663
MIDWEST BUS SALES IN	6411	379352	\$ 516.58	092619	4576	C050037951:01
MIRACLE RECREATION E	6411	376892	\$ 675.18	REG	493333	813723
MISSOURI AMERICAN WA	6335	379733	\$ 652.34		0	379733
MISSOURI AMERICAN WA	6335	379730	\$ 743.13		0	379730
MISSOURI AMERICAN WA	6335	379737	\$ 755.70		0	379737
MISSOURI AMERICAN WA	6335	379729	\$ 778.88		0	379729
MISSOURI AMERICAN WA	6335	379746	\$ 805.38		0	379746
MISSOURI AMERICAN WA	6335	379744	\$ 871.37		0	379744
MISSOURI AMERICAN WA	6335	379740	\$ 901.95		0	379740
MISSOURI AMERICAN WA	6335	379727	\$ 1,001.95		0	379727
MISSOURI AMERICAN WA	6335	379731	\$ 1,001.95		0	379731
MISSOURI AMERICAN WA	6335	379736	\$ 1,001.95		0	379736
MISSOURI AMERICAN WA	6335	379739	\$ 1,001.95		0	379739
MISSOURI AMERICAN WA	6335	379742	\$ 1,001.95		0	379742
MISSOURI AMERICAN WA	6335	379745	\$ 1,001.95		0	379745
MISSOURI AMERICAN WA	6335	379747	\$ 1,001.95		0	379747
MISSOURI AMERICAN WA	6335	379749	\$ 1,001.95		0	379749
MISSOURI AMERICAN WA	6335	379751	\$ 1,001.95		0	379751
MISSOURI AMERICAN WA	6335	379754	\$ 1,001.95		0	379754
MISSOURI AMERICAN WA	6335	379757	\$ 1,001.95		0	379757
MISSOURI AMERICAN WA	6335	379758	\$ 1,001.95		0	379758
MISSOURI AMERICAN WA	6335	379759	\$ 1,001.95		0	379759
MISSOURI AMERICAN WA	6335	379760	\$ 1,001.95		0	379760
MISSOURI AMERICAN WA	6335	379762	\$ 1,001.95		0	379762
MISSOURI AMERICAN WA	6335	379763	\$ 1,001.95		0	379763
MISSOURI AMERICAN WA	6335	379764	\$ 1,001.95		0	379764
MISSOURI SCHOOL PUBL	6371	380214	\$ 595.00		0	380214
MONOPRICE INC.	6412	380249	\$ 595.91		0	380249
MOTOR CONTROL SPECIA	6411	380042	\$ 742.00	100319	4621	118751
NOTTELMANN MUSIC CO	6411	379259	\$ 845.00	REG	493784	588654
NOVEL NEIGHBOR THE	6411	377417	\$ 574.00	REG	493489	CERVANTES INVOICE
PALEN MUSIC CENTER I	6332	378761	\$ 900.00	REG	493789	M3455015
PALEN MUSIC CENTER I	6332	379372	\$ 985.00	REG	493788	M3455033
PAPA JOHN'S #0290	6411	381796	\$ 580.71		0	381796
POWELL, DENISE	6411	378610	\$ 535.00	EARLY	493687	REF POWELL DECANY
PRIMARY SYSTEMS	6411	380046	\$ 708.12	REG	493992	7100
PRIMARY SYSTEMS	6411	380045	\$ 708.14	REG	493992	7098
RAISING CANE'S #247	6411	380973	\$ 579.00		0	380973
RED ROBIN NO 615	6411	380299	\$ 1,397.64		0	380299
ROCHESTER 100	6411	380946	\$ 1,028.75		0	380946

VENDOR NAME	OBJECT	DOCUMENT	AMOUNT	WARRANT	CHECK NO	INVOICE
SAMSClub #8182	6411	380986	\$ 559.75		0	380986
SATARII, INC.	6411	380318	\$ 599.00		0	380318
SECURITY EQUIPMENT S	6411	376897	\$ 652.50	REG	493365	F91281
SOCCER MASTER TEAM D	6411	379797	\$ 560.00	100319	4635	010824581-0
SPORTABLE SCOREBOARD	6411	381001	\$ 578.00		0	381001
SQ *DALIE'S SMOKEHO	6411	380290	\$ 512.00		0	380290
ST. LOUIS SPORTSWEAR	6411	379255	\$ 578.00	092619	4594	54158
ST. LOUIS SPORTSWEAR	6411	378932	\$ 583.00	092619	4594	547195
ST. LOUIS SPORTSWEAR	6411	379258	\$ 679.75	092619	4594	54228
ST. LOUIS SPORTSWEAR	6411	379025	\$ 688.00	092619	4594	54196
ST. LOUIS SYMPHONY	6398	380994	\$ 600.00		0	380994
STUKENT INC.	6412	381793	\$ 1,000.00		0	381793
TRANE U.S. INC	6332	378908	\$ 760.00	EARLY	493711	39976984
TRANE U.S. INC	6332	379540	\$ 945.85	EARLY	493711	310212921
TRUMAN LIBRARY INSTI	6398	379254	\$ 612.60	EARLY	493713	OCT25 WESTMIDDLE
VARSITY SPIRIT FASHI	6411	381841	\$ 546.35		0	381841
VARSITY SPIRIT FASHI	6411	379154	\$ 1,091.17		0	379154
VERIZON WIRELESS	6361	379152	\$ 5,772.43		0	379152
VEX ROBOTICS INC.	6411	381659	\$ 885.15		0	381659
VEX ROBOTICS INC.	6411	381658	\$ 1,656.21		0	381658
VIVIANO'S CHESTERFIE	6411	379070	\$ 535.90	092619	4596	1205930
WAGNER PORTRAIT GROU	6411	378064	\$ 900.00	REG	493818	190769
Waterboy Sports	6411	381002	\$ 670.00		0	381002
WE SEW ALONG REPAIR	6332	377639	\$ 590.00	REG	493521	20190820
WINNING STREAK	6411	380437	\$ 862.50	101019	4688	132071
WINNING STREAK	6411	377479	\$ 903.50	091919	4551	127002
		TOTAL:	\$ 104,729.23			

PURCHASE ORDERS

\$500 - \$15,000

SEPTEMBER FY20

PO#	Vendor Name	PO Date	Order Amount	Balance	Status	1st GL Account
62200189	ABEE, INC.	09/24/2019	\$ 3,501.30	\$ 1,750.65	8 - Printed	10113439-6411 *
62200180	ACTFL-AMERICAN	09/23/2019	\$ 11,850.00	\$ -	0 - Closed	10228145-6312-46545
58200102	ADVANCED TURF S	09/10/2019	\$ 594.00	\$ 594.00	8 - Printed	11149365-6411-07200
64200010	AMAZON	09/23/2019	\$ 500.00	\$ 500.00	8 - Printed	10265120-6411
83200039	AMAZON	09/04/2019	\$ 550.00	\$ -	0 - Closed	10223182-6412 *
74200006	AMAZON	09/26/2019	\$ 3,499.00	\$ 3,499.00	8 - Printed	10223246-6411
62200138	AMAZON	09/04/2019	\$ 3,500.00	\$ 465.38	8 - Printed	10113022-6412
58200112	ANDRE'S BANQUET	09/20/2019	\$ 1,485.00	\$ 1,485.00	8 - Printed	11149386-6411-07857
63200141	APPLE INC.	09/26/2019	\$ 5,980.00	\$ 5,980.00	8 - Printed	10113220-6412 *
62200194	ASCD-ASSOCIATIO	09/26/2019	\$ 1,062.00	\$ 1,062.00	8 - Printed	10221559-6371 *
63200147	ASSETGENIE, INC	09/30/2019	\$ 2,178.00	\$ -	0 - Closed	10-1617
63200125	ASSETGENIE, INC	09/17/2019	\$ 2,231.25	\$ -	0 - Closed	10-1617
63200146	ASSETGENIE, INC	09/30/2019	\$ 2,583.25	\$ 194.70	8 - Printed	10-1617
63200118	ASSETGENIE, INC	09/12/2019	\$ 2,947.50	\$ -	0 - Closed	10-1617
63200148	ASSETGENIE, INC	09/30/2019	\$ 2,977.50	\$ -	0 - Closed	10-1617
63200136	ASSETGENIE, INC	09/25/2019	\$ 3,041.50	\$ -	0 - Closed	10-1617
62200196	AVANTI ENTERPRI	09/30/2019	\$ 11,500.00	\$ 11,500.00	8 - Printed	10113240-6431
63200113	B & H PHOTO & E	09/09/2019	\$ 521.80	\$ -	0 - Closed	10111AKU-6412
63200137	B & H PHOTO & E	09/25/2019	\$ 1,043.60	\$ 1,043.60	8 - Printed	10162014-6412-02001
97200061	BAALMANN, RICHA	09/19/2019	\$ 750.00	\$ 750.00	8 - Printed	10255751-6411-04150
58200101	BARNES, ERIC	09/10/2019	\$ 500.00	\$ 221.92	8 - Printed	11149365-6411-07696
56200064	BEYERS LUMBER C	09/05/2019	\$ 950.00	\$ 200.00	8 - Printed	10111BOB-6411
58200119	BLICK ART MATER	09/25/2019	\$ 735.59	\$ 735.59	8 - Printed	10111BRN-6411
58200103	BLICK ART MATER	09/16/2019	\$ 856.24	\$ -	0 - Closed	10111BRN-6411
50200055	BLICK ART MATER	09/17/2019	\$ 2,500.00	\$ 2,500.00	8 - Printed	11149308-6411-07208
81200035	BOELTER COMPANI	09/23/2019	\$ 9,730.00	\$ 9,730.00	8 - Printed	40255530-6541
58200095	BOHN, EMILY ELI	09/05/2019	\$ 2,000.00	\$ 2,000.00	8 - Printed	11149365-6411-07288
54200106	BOOMALANG	09/25/2019	\$ 5,068.75	\$ -	0 - Closed	10111BKB-6412
54200093	BOOSTER BANNER	09/16/2019	\$ 1,120.00	\$ -	0 - Closed	10141490-6411
11200008	BRAINPOP	09/16/2019	\$ 2,550.00	\$ 2,550.00	8 - Printed	10241183-6412
21200025	BRAINPOP	09/05/2019	\$ 2,550.00	\$ 2,550.00	8 - Printed	10111ANM-6412
97200052	BROADWAY TRUCK	09/03/2019	\$ 8,000.00	\$ 4,622.89	8 - Printed	10051410-6411
61200020	BUSCH SYSTEMS I	09/03/2019	\$ 5,845.53	\$ -	0 - Closed	102550NV-6411 *
15200022	CAROUSEL OF STI	09/17/2019	\$ 3,044.48	\$ -	0 - Closed	11149213-6411-07992
62200157	CASCIO INTERSTA	09/10/2019	\$ 867.94	\$ 867.94	8 - Printed	10113085-6411
56200082	CASUAL TEES	09/17/2019	\$ 603.00	\$ -	0 - Closed	11149342-6411-09360
58200111	CASUAL TEES	09/20/2019	\$ 2,782.00	\$ -	0 - Closed	11149365-6411-09048
62200129	CDW-G	09/04/2019	\$ 729.75	\$ 124.02	8 - Printed	10113077-6411 *
63200135	CDW-G	09/25/2019	\$ 783.58	\$ -	0 - Closed	10235330-6412
63200124	CDW-G	09/17/2019	\$ 1,294.20	\$ -	0 - Closed	40255980-6543
63200145	CDW-G	09/30/2019	\$ 1,294.20	\$ -	0 - Closed	40235020-6543
63200133	CDW-G	09/20/2019	\$ 2,547.24	\$ 2,547.24	8 - Printed	40005770-6543
63200144	CDW-G	09/30/2019	\$ 2,932.35	\$ -	0 - Closed	10235330-6412
61200018	CENTREX ELECTRI	09/03/2019	\$ 600.00	\$ 600.00	8 - Printed	102550NV-6411
54200098	CHARACTERPLUS	09/20/2019	\$ 1,300.00	\$ -	0 - Closed	11119580-6412-09208
58200088	CHERRYDALE FARM	09/05/2019	\$ 3,000.00	\$ 3,000.00	8 - Printed	11149365-6411-08464

PO#	Vendor Name	PO Date	Order Amount	Balance	Status	1st GL Account
62200134	CHIEF ARCHITECT	09/04/2019	\$ 2,660.00	\$ -	0 - Closed	10138415-6412-33200
40200009	CHRIS CAKES OF	09/17/2019	\$ 1,300.00	\$ 1,300.00	8 - Printed	10241875-6411
85200210	CI SELECT	09/03/2019	\$ 1,373.00	\$ -	0 - Closed	10-2150
48200093	CI SELECT	09/30/2019	\$ 2,135.00	\$ 2,135.00	8 - Printed	48406010-6521-00084
48200086	CI SELECT	09/20/2019	\$ 3,620.00	\$ 3,620.00	8 - Printed	48406210-6521-00084
48200076	CI SELECT	09/03/2019	\$ 4,855.00	\$ 4,855.00	8 - Printed	48406410-6521-00084
48200077	CI SELECT	09/03/2019	\$ 6,360.00	\$ 6,360.00	8 - Printed	48406510-6521-00084
48200078	CI SELECT	09/03/2019	\$ 11,215.00	\$ 11,215.00	8 - Printed	48406460-6521-00084
97200051	CINTAS THE UNIF	09/03/2019	\$ 1,100.00	\$ -	0 - Closed	10051440-6411
2200049	COACH CLIFF'S G	09/03/2019	\$ 570.00	\$ -	0 - Closed	10111540-6411
79200007	COLUMBIA PUBLIC	09/05/2019	\$ 3,000.00	\$ -	0 - Closed	10352790-6319-04500
6200017	COMMITTEE FOR C	09/09/2019	\$ 1,756.00	\$ -	0 - Closed	10111287-6411
62200178	COMMITTEE FOR C	09/23/2019	\$ 3,472.00	\$ 3,472.00	8 - Printed	10128015-6411-45100
54200104	COMPLETE MUSIC	09/25/2019	\$ 1,095.00	\$ 895.00	8 - Printed	11149317-6391-08808
63200126	CONVERGEONE, IN	09/17/2019	\$ 14,965.00	\$ 7,482.50	8 - Printed	10235010-6316
62200169	COOPERATIVE EDU	09/16/2019	\$ 1,750.00	\$ -	0 - Closed	10223224-6371
62200162	CREATIVE LANGUA	09/12/2019	\$ 2,650.00	\$ 2,650.00	8 - Printed	10228145-6312-46545
73200039	CRESCENT FARMS	09/18/2019	\$ 630.00	\$ -	0 - Closed	10142450-6391 *
54200105	DALE SIGN SERVI	09/25/2019	\$ 950.00	\$ 950.00	8 - Printed	11249430-6411-08648
62200135	DEPCO ENTERPRIS	09/04/2019	\$ 2,000.00	\$ -	0 - Closed	10138620-6411-33200
62200132	EDUCATIONPLUS	09/04/2019	\$ 9,000.00	\$ -	0 - Closed	10228177-6319-46200
76200011	EMERALD DATA SO	09/05/2019	\$ 9,000.00	\$ -	0 - Closed	10234420-6316
85200236	ENERGY PETROLEU	09/26/2019	\$ 4,317.69	\$ -	0 - Closed	10255AJS-6486
85200213	ENERGY PETROLEU	09/05/2019	\$ 5,039.13	\$ -	0 - Closed	10255AJS-6486
85200212	F J JURCIC CO	09/05/2019	\$ 8,427.76	\$ -	0 - Closed	102550KK-6332
62200175	FARMER BROTHERS	09/19/2019	\$ 750.00	\$ 750.00	8 - Printed	10223233-6411
46200022	FEHLIG BROTHERS	09/17/2019	\$ 1,000.00	\$ -	0 - Closed	10131193-6411
58200109	FEZZI, NANCY	09/20/2019	\$ 1,200.00	\$ 893.48	8 - Printed	11149365-6411-07848
54200092	FISCHER'S PRO-L	09/16/2019	\$ 1,000.00	\$ -	0 - Closed	10141490-6411
83200050	FOLLETT SCHOOL	09/16/2019	\$ 612.75	\$ 612.75	8 - Printed	10223161-6412
83200055	FOLLETT SCHOOL	09/23/2019	\$ 740.00	\$ -	0 - Closed	10223176-6412
83200035	FOLLETT SCHOOL	09/04/2019	\$ 915.93	\$ -	0 - Closed	10223890-6441
83200037	FOLLETT SCHOOL	09/04/2019	\$ 1,305.07	\$ 1,305.07	8 - Printed	10223690-6441
83200057	FOLLETT SCHOOL	09/24/2019	\$ 1,316.88	\$ 1,316.88	8 - Printed	10223820-6441
83200049	FOLLETT SCHOOL	09/16/2019	\$ 1,575.65	\$ 1,575.65	8 - Printed	10223880-6441
83200047	FOLLETT SCHOOL	09/16/2019	\$ 2,722.70	\$ 2,722.70	8 - Printed	10223930-6441
83200046	FOLLETT SCHOOL	09/12/2019	\$ 3,031.17	\$ 3,031.17	8 - Printed	10223890-6441
83200048	FOLLETT SCHOOL	09/16/2019	\$ 3,067.88	\$ 3,067.88	8 - Printed	10223860-6441
83200058	FOLLETT SCHOOL	09/24/2019	\$ 3,365.95	\$ 3,365.95	8 - Printed	10223900-6441
58200100	FORREST-JAMES,	09/10/2019	\$ 500.00	\$ 253.06	8 - Printed	11149365-6411-07696
58200110	FOUR SEASONS DI	09/20/2019	\$ 10,000.00	\$ 7,744.77	8 - Printed	11149365-6411-07616
85200224	FRENCH GERLEMAN	09/17/2019	\$ 1,381.85	\$ 1,381.85	8 - Printed	41119010-6542-07835
66200002	FURJES, GWEN	09/18/2019	\$ 1,110.55	\$ -	0 - Closed	10000050-5181
72200005	GLOBAL SECURITY	09/04/2019	\$ 2,848.68	\$ 1,990.92	8 - Printed	10111144-6391 *
62200156	GRACENOTES LLC	09/10/2019	\$ 1,155.20	\$ -	0 - Closed	10113372-6412 *
62200131	GRAINGER	09/04/2019	\$ 1,281.31	\$ -	0 - Closed	40138380-6541-33200
83200051	GREENHAVEN PUBL	09/16/2019	\$ 1,000.00	\$ 1,000.00	8 - Printed	10223930-6441
54200095	GUITAR CENTER	09/17/2019	\$ 1,000.00	\$ 942.26	8 - Printed	10111BJP-6411
62200130	GUITAR CENTER	09/04/2019	\$ 1,905.00	\$ -	0 - Closed	40113030-6542
62200161	GUITAR CENTER	09/12/2019	\$ 4,071.00	\$ 4,071.00	8 - Printed	40113010-6542

PO#	Vendor Name	PO Date	Order Amount	Balance	Status	1st GL Account
39200011	HERITAGE ENVIRO	09/12/2019	\$ 5,000.00	\$ -	0 - Closed	102550UJ-6319
39200012	HERITAGE ENVIRO	09/16/2019	\$ 5,000.00	\$ 3,383.91	8 - Printed	102550UJ-6319
63200132	HEWLETT-PACKARD	09/18/2019	\$ 734.00	\$ -	0 - Closed	10122390-6412
63200128	HEWLETT-PACKARD	09/17/2019	\$ 890.00	\$ -	0 - Closed	102550S0-6412
63200150	HEWLETT-PACKARD	09/30/2019	\$ 3,380.00	\$ 3,380.00	8 - Printed	10235330-6412-04604
63200114	HEWLETT-PACKARD	09/10/2019	\$ 3,826.00	\$ 3,826.00	8 - Printed	10213870-6412
63200108	HEWLETT-PACKARD	09/04/2019	\$ 6,350.00	\$ -	0 - Closed	10225400-6412-04604
97200058	HOME SERVICE OI	09/16/2019	\$ 14,616.30	\$ -	0 - Closed	10051380-6486
62200197	IMM, KARA	09/30/2019	\$ 1,000.00	\$ -	0 - Closed	10228151-6312-46525
85200233	INDUSTRIAL SOAP	09/23/2019	\$ 6,900.00	\$ 6,900.00	8 - Printed	10255825-6411
85200228	INDUSTRIAL SOAP	09/20/2019	\$ 12,000.00	\$ 12,000.00	8 - Printed	10255812-6411
62200143	JEFFCO TRAVEL S	09/04/2019	\$ 1,622.02	\$ -	0 - Closed	10138173-6343-42701
58200090	JOSTENS INC	09/05/2019	\$ 1,200.00	\$ -	0 - Closed	11149365-6411-08048
83200054	JUNIOR LIBRARY	09/16/2019	\$ 641.50	\$ -	0 - Closed	10223740-6441
83200059	JUNIOR LIBRARY	09/24/2019	\$ 888.20	\$ -	0 - Closed	10223164-6412 *
83200045	JUNIOR LIBRARY	09/10/2019	\$ 1,280.20	\$ 1,280.20	8 - Printed	10223720-6441
83200043	JUNIOR LIBRARY	09/04/2019	\$ 2,475.50	\$ -	0 - Closed	10223860-6441
73200042	KELLY PRESS	09/19/2019	\$ 750.00	\$ -	0 - Closed	11149156-6411-08363
73200037	KELLY PRESS	09/16/2019	\$ 750.00	\$ -	0 - Closed	11149156-6411-08363
73200035	KELLY PRESS	09/12/2019	\$ 750.00	\$ -	0 - Closed	11149156-6411-08363
73200041	KELLY PRESS	09/19/2019	\$ 3,000.00	\$ -	0 - Closed	11149156-6411-08363
58200089	KIEFER SPORTS G	09/05/2019	\$ 2,154.75	\$ 2,154.75	8 - Printed	11149385-6411-09416
97200053	KNAPHEIDE TRUCK	09/03/2019	\$ 1,554.00	\$ -	0 - Closed	40255930-6541
73200034	LADUE SCHOOL DI	09/09/2019	\$ 1,180.00	\$ -	0 - Closed	10142450-6391 *
62200184	LEARNING A-Z	09/23/2019	\$ 8,337.29	\$ -	0 - Closed	10128002-6412-46200
85200240	LEE HELMS INC	09/30/2019	\$ 1,000.00	\$ 1,000.00	8 - Printed	10255A10-6411
62200190	LOGAN UNIVERSIT	09/24/2019	\$ 2,450.00	\$ -	0 - Closed	10111322-6339 *
97200062	LOWE AUTOMOTIVE	09/19/2019	\$ 8,500.00	\$ 6,090.99	8 - Printed	10051410-6411
62200171	MAKEMUSIC,INC.	09/16/2019	\$ 1,420.00	\$ -	0 - Closed	10113446-6412 *
62200141	MANCHESTER UNIT	09/04/2019	\$ 825.00	\$ -	0 - Closed	10111327-6339
62200181	MIDWEST SHEET M	09/23/2019	\$ 2,592.00	\$ -	0 - Closed	11149036-6411-08656
85200239	MILFORD SUPPLY	09/30/2019	\$ 1,309.75	\$ 1,309.75	8 - Printed	102550EF-6411
85200237	MILFORD SUPPLY	09/26/2019	\$ 1,776.10	\$ 1,776.10	8 - Printed	11149229-6411-07992
63200127	MINNESOTA MEMOR	09/17/2019	\$ 1,749.75	\$ -	0 - Closed	10235410-6412
63200119	MINNESOTA MEMOR	09/12/2019	\$ 1,999.75	\$ -	0 - Closed	10235410-6412
63200120	MINNESOTA MEMOR	09/12/2019	\$ 2,939.70	\$ -	0 - Closed	10-1617
85200231	MIRACLE RECREAT	09/20/2019	\$ 3,100.46	\$ 3,100.46	8 - Printed	10255AIT-6411
62200140	MODERN COMMUNIC	09/04/2019	\$ 524.00	\$ -	0 - Closed	10113079-6411 *
62200158	MOZINGO MUSIC	09/10/2019	\$ 690.00	\$ -	0 - Closed	10113085-6411
73200040	MSHSA	09/18/2019	\$ 10,000.00	\$ 7,643.00	8 - Printed	11149240-6391-09664
40200008	NOTTELMANN MUSI	09/03/2019	\$ 4,393.50	\$ -	0 - Closed	10111AS0-6332 *
62200144	OFFICE ESSENTIA	09/04/2019	\$ 500.00	\$ 9.39	8 - Printed	10123001-6411
15200023	OFFICE ESSENTIA	09/17/2019	\$ 525.00	\$ 102.06	8 - Printed	10111AGV-6411
8200024	OFFICE ESSENTIA	09/05/2019	\$ 600.00	\$ 403.31	8 - Printed	10241770-6411
50200054	OFFICE ESSENTIA	09/16/2019	\$ 917.55	\$ 917.55	8 - Printed	1024100K-6411
45200021	OFFICE ESSENTIA	09/17/2019	\$ 1,100.56	\$ 1,100.56	8 - Printed	10111AZT-6411
56200071	OFFICE ESSENTIA	09/10/2019	\$ 1,319.05	\$ 1,319.05	8 - Printed	102410C0-6411
46200021	OFFICE ESSENTIA	09/16/2019	\$ 2,890.40	\$ 2,890.40	8 - Printed	10111BBY-6411
56200090	OFFICE ESSENTIA	09/25/2019	\$ 3,493.75	\$ 3,493.75	8 - Printed	10221191-6411
43200017	OFFICE ESSENTIA	09/16/2019	\$ 4,263.04	\$ 4,263.04	8 - Printed	10111AXB-6411

PO#	Vendor Name	PO Date	Order Amount	Balance	Status	1st GL Account
58200113	OFFICE ESSENTIA	09/20/2019	\$ 8,106.11	\$ 8,106.11	8 - Printed	10111BRS-6411
54200102	OFFICE ESSENTIA	09/23/2019	\$ 9,378.20	\$ 9,378.20	8 - Printed	11119390-6411-08648
10200031	OFFICE ESSENTIA	09/17/2019	\$ 9,404.43	\$ -	0 - Closed	10241039-6411
40200010	OFFICE ESSENTIA	09/19/2019	\$ 9,500.27	\$ 9,500.27	8 - Printed	10-2150
54200101	OFFICE ESSENTIA	09/23/2019	\$ 14,986.88	\$ 14,986.88	8 - Printed	41139010-6541-08648
48200081	OVERHEAD DOOR	09/16/2019	\$ 1,173.00	\$ -	0 - Closed	48406020-6521-00077
48200082	OVERHEAD DOOR	09/16/2019	\$ 1,505.00	\$ -	0 - Closed	48406020-6521-00077
62200148	PALEN MUSIC CEN	09/04/2019	\$ 1,699.00	\$ -	0 - Closed	40113010-6542
62200166	PANGILINAN MICR	09/12/2019	\$ 1,000.00	\$ 269.00	8 - Printed	10113121-6332
79200008	PARENTS AS TEAC	09/23/2019	\$ 4,600.00	\$ -	0 - Closed	10352840-6319-04311
54200100	PARKWAY SCHOOL	09/20/2019	\$ 5,614.75	\$ -	0 - Closed	11149321-6411-08759
58200114	PEPSI-COLA METR	09/20/2019	\$ 5,000.00	\$ 1,541.91	8 - Printed	11149365-6411-07616
58200115	PEPSI-COLA METR	09/20/2019	\$ 5,000.00	\$ 5,000.00	8 - Printed	11149365-6411-09208
48200089	PROFESSIONAL SE	09/25/2019	\$ 1,987.00	\$ 1,987.00	8 - Printed	48406320-6521-00098
48200090	PROFESSIONAL SE	09/25/2019	\$ 1,987.00	\$ 1,987.00	8 - Printed	48406230-6521-00093
48200092	PROFESSIONAL SE	09/25/2019	\$ 5,785.00	\$ 5,785.00	8 - Printed	48406070-6521-00084
48200091	PROFESSIONAL SE	09/25/2019	\$ 6,713.00	\$ 6,713.00	8 - Printed	48406200-6521-00091
62200176	PROJECT LEAD TH	09/19/2019	\$ 3,000.00	\$ -	0 - Closed	10133040-6412
62200142	PROJECT LEAD TH	09/04/2019	\$ 4,537.38	\$ -	0 - Closed	10138620-6411-33200
56200067	PSAT/NMSQT	09/05/2019	\$ 2,975.00	\$ 2,975.00	8 - Printed	11119370-6411-09632
50200052	PSAT/NMSQT	09/05/2019	\$ 3,499.00	\$ 3,499.00	8 - Printed	11119460-6411-09624
58200096	PSAT/NMSQT	09/05/2019	\$ 4,000.00	\$ 4,000.00	8 - Printed	11119340-6411-09632
54200109	PSAT/NMSQT	09/30/2019	\$ 5,000.00	\$ 5,000.00	8 - Printed	11119400-6411-09632
9200018	PURITAN SPRING	09/20/2019	\$ 1,300.00	\$ 1,247.05	8 - Printed	11249310-6411-07992
85200226	R.S. MEANS COM	09/17/2019	\$ 4,892.97	\$ 4,892.97	8 - Printed	10255AJN-6412
97200063	RABEN TIRE CO.	09/19/2019	\$ 14,000.00	\$ 6,861.86	8 - Printed	10051430-6332
63200122	RADIO COMM CO.	09/12/2019	\$ 3,125.70	\$ -	0 - Closed	10235370-6412
63200110	RADIO COMM CO.	09/04/2019	\$ 3,444.00	\$ 2,512.22	8 - Printed	10235290-6361
17200030	REALLY GOOD STU	09/18/2019	\$ 592.92	\$ 592.92	8 - Printed	10111AHP-6411 *
62200149	REV ROBOTICS LL	09/04/2019	\$ 2,884.08	\$ -	0 - Closed	10138425-6412-33200
62200133	ROBERTS, MICHEL	09/04/2019	\$ 1,036.49	\$ -	0 - Closed	11149036-6411-09267
62200186	RON CLARK ACADE	09/23/2019	\$ 4,975.00	\$ -	0 - Closed	10378180-6319-46560
63200130	ROTH, WILLIAM J	09/17/2019	\$ 1,788.00	\$ -	0 - Closed	10235330-6412
85200232	ROTOLITE OF ST	09/20/2019	\$ 3,000.00	\$ 1,828.94	8 - Printed	10255AJO-6411
62200188	S & S WORLDWIDE	09/23/2019	\$ 8,400.00	\$ 8,400.00	8 - Printed	10113490-6411
85200221	SCHILLER'S IMAG	09/16/2019	\$ 591.50	\$ 591.50	8 - Printed	10235110-6337
85200225	SCHILLER'S IMAG	09/17/2019	\$ 850.00	\$ 850.00	8 - Printed	102550KM-6337
62200145	SCHILLER'S IMAG	09/04/2019	\$ 2,438.00	\$ 2,438.00	8 - Printed	10113077-6411 *
85200222	SCHILLER'S IMAG	09/16/2019	\$ 4,520.00	\$ 4,520.00	8 - Printed	40225030-6543-04604
85200220	SCHILLER'S IMAG	09/16/2019	\$ 4,520.00	\$ 4,520.00	8 - Printed	40115010-6543-04604
45200022	SCHOLASTIC	09/17/2019	\$ 2,000.00	\$ 2,000.00	8 - Printed	11149288-6411-08320
66200001	SCHOOL HEALTH C	09/16/2019	\$ 3,000.00	\$ -	0 - Closed	10111497-6411-90075
32200003	SCHOOL HEALTH C	09/19/2019	\$ 3,500.00	\$ 92.04	8 - Printed	10213119-6411
15200018	SCHOOL SPECIALT	09/09/2019	\$ 1,523.55	\$ 1,523.55	8 - Printed	10111AGT-6411
11200007	SCHOOL SPECIALT	09/05/2019	\$ 1,604.58	\$ -	0 - Closed	10111ACT-6411
12200010	SCHOOL SPECIALT	09/17/2019	\$ 2,412.29	\$ -	0 - Closed	10111AEL-6411
62200185	SCHOOL SPECIALT	09/23/2019	\$ 5,900.00	\$ 5,900.00	8 - Printed	10113490-6411
43200019	SCHUMERT, STEPH	09/17/2019	\$ 540.00	\$ 540.00	8 - Printed	11149283-6411-09192
43200016	SCHUMERT, STEPH	09/16/2019	\$ 1,170.00	\$ -	0 - Closed	11149283-6411-08496
58200086	SCHUMERT, STEPH	09/05/2019	\$ 2,000.00	\$ 2,000.00	8 - Printed	11149365-6411-08155

PO#	Vendor Name	PO Date	Order Amount	Balance	Status	1st GL Account
58200087	SCHUMERT, STEPH	09/05/2019	\$ 2,000.00	\$ 2,000.00	8 - Printed	11149365-6411-08155
58200094	SHERI ANN SIMP	09/05/2019	\$ 3,269.00	\$ -	0 - Closed	10111BRW-6412
76200010	SIGNCRAFTERS, I	09/04/2019	\$ 2,262.00	\$ 2,262.00	8 - Printed	40234020-6541
63200123	SITY COMMUNICAT	09/12/2019	\$ 500.00	\$ 500.00	8 - Printed	10235370-6412
63200112	SITY COMMUNICAT	09/04/2019	\$ 500.00	\$ -	0 - Closed	10235370-6412
63200111	SITY COMMUNICAT	09/04/2019	\$ 550.00	\$ -	0 - Closed	10235370-6412
46200020	SIX FLAGS	09/09/2019	\$ 6,018.00	\$ 5,448.00	8 - Printed	11149298-6398-07856
43200018	SIX FLAGS	09/16/2019	\$ 10,345.25	\$ 9,347.25	8 - Printed	11149282-6398-07080
58200120	SOUTHWEST BINDI	09/25/2019	\$ 1,375.00	\$ 1,375.00	8 - Printed	40241023-6541
85200214	SPARTAN TOOL LL	09/12/2019	\$ 1,410.00	\$ -	0 - Closed	102550DP-6411
43200014	SPORTS FUSION	09/05/2019	\$ 6,480.00	\$ 6,230.00	8 - Printed	11149282-6398-07064
54200103	SSI FURNISHINGS	09/23/2019	\$ 1,658.18	\$ 1,658.18	8 - Printed	11119390-6411-08648
58200092	SSI FURNISHINGS	09/05/2019	\$ 1,720.00	\$ 1,720.00	8 - Printed	10111BRS-6411
58200104	ST. LOUIS SPORT	09/16/2019	\$ 1,176.00	\$ -	0 - Closed	11149365-6411-08464
63200129	STAPLES	09/17/2019	\$ 2,216.50	\$ -	0 - Closed	10255AHG-6412
63200107	STAPLES	09/03/2019	\$ 5,716.80	\$ -	0 - Closed	10213117-6412
61200022	STRAIGHTUP SOLA	09/05/2019	\$ 1,000.00	\$ -	0 - Closed	10255979-6319
60200009	SWANK MOTION PI	09/20/2019	\$ 12,918.00	\$ -	0 - Closed	10241870-6391
43200015	SWING A ROUND,	09/10/2019	\$ 6,012.00	\$ 6,012.00	8 - Printed	11149282-6398-07040
48200094	TRANE U.S. INC	09/30/2019	\$ 3,579.00	\$ 3,579.00	8 - Printed	48406020-6521-00077
97200054	TYLER TECHNOLOG	09/03/2019	\$ 6,786.62	\$ -	0 - Closed	10051350-6412
85200234	UNIPAK CORP.	09/23/2019	\$ 2,900.00	\$ 2,900.00	8 - Printed	10255825-6411
85200238	UNITED REFRIGER	09/26/2019	\$ 1,650.00	\$ 1,650.00	8 - Printed	102550DX-6411
85200215	UNITED REFRIGER	09/12/2019	\$ 1,763.20	\$ -	0 - Closed	102550DX-6411
85200235	UNITED REFRIGER	09/23/2019	\$ 3,343.10	\$ -	0 - Closed	102550DX-6411
50200056	UNIVERSAL CREAT	09/17/2019	\$ 1,047.25	\$ -	0 - Closed	11149308-6411-09360
50200053	UNIVERSAL CREAT	09/09/2019	\$ 1,975.00	\$ -	0 - Closed	11149308-6411-09360
50200050	UNIVERSAL CREAT	09/05/2019	\$ 6,203.00	\$ -	0 - Closed	11149308-6411-09280
62200191	USA TOURS, INC	09/24/2019	\$ 1,325.00	\$ 1,325.00	8 - Printed	10251116-6342
62200165	USA TOURS, INC	09/12/2019	\$ 1,700.00	\$ -	0 - Closed	10251116-6342
56200066	USATESTPREP,LLC	09/05/2019	\$ 500.00	\$ -	0 - Closed	10111604-6412
58200117	VARSITY SPIRIT	09/20/2019	\$ 2,316.75	\$ 2,316.75	8 - Printed	11149365-6411-08672
58200116	VARSITY SPIRIT	09/20/2019	\$ 3,280.65	\$ 3,280.65	8 - Printed	11149365-6411-08672
54200107	VERITIV OPERATI	09/25/2019	\$ 947.61	\$ 947.61	8 - Printed	11249430-6411-08648
50200058	VEX ROBOTICS IN	09/23/2019	\$ 987.75	\$ -	0 - Closed	11149308-6411-08917
54200099	VEX ROBOTICS IN	09/20/2019	\$ 2,000.00	\$ 2,000.00	8 - Printed	11149321-6411-08917
12200009	VIRCO MFG CORP	09/17/2019	\$ 3,655.34	\$ 47.05	8 - Printed	10111AEL-6411
56200083	VIVIANO'S CHEST	09/17/2019	\$ 971.64	\$ 971.64	8 - Printed	102410CA-6411
50200059	VIVIANO'S CHEST	09/25/2019	\$ 1,564.85	\$ 1,564.85	8 - Printed	1024100L-6411
97200056	WARNER COMMUNIC	09/03/2019	\$ 1,200.00	\$ 1,095.00	8 - Printed	10051410-6411
62200150	WASHINGTON MUSI	09/04/2019	\$ 1,244.50	\$ 1,244.50	8 - Printed	10113077-6411
56200065	WEINHARDT PARTY	09/05/2019	\$ 589.00	\$ 589.00	8 - Printed	11119230-6339-09632
56200077	WEINHARDT PARTY	09/12/2019	\$ 589.00	\$ 589.00	8 - Printed	102410DR-6339
54200096	WEINHARDT PARTY	09/17/2019	\$ 660.00	\$ 660.00	8 - Printed	11119550-6339-08648
54200097	WEINHARDT PARTY	09/17/2019	\$ 660.00	\$ -	0 - Closed	11119550-6339-08648
54200085	WEINHARDT PARTY	09/03/2019	\$ 1,222.50	\$ 1,222.50	8 - Printed	11119550-6339-09632
12200011	WENGER CORP	09/17/2019	\$ 2,885.00	\$ -	0 - Closed	10111AEL-6411
54200086	WINNING STREAK	09/03/2019	\$ 558.00	\$ -	0 - Closed	11149334-6411-09600
50200057	WINNING STREAK	09/17/2019	\$ 742.40	\$ 742.40	8 - Printed	11149313-6411-09792
56200074	WINNING STREAK	09/10/2019	\$ 924.40	\$ 924.40	8 - Printed	11149359-6411-09396

PO#	Vendor Name	PO Date	Order Amount	Balance	Status	1st GL Account
54200094	WINNING STREAK	09/16/2019	\$ 931.00	\$ -	0 - Closed	11149334-6411-09700
58200093	WINNING STREAK	09/05/2019	\$ 1,134.00	\$ -	0 - Closed	11149365-6411-08155
50200060	WINNING STREAK	09/25/2019	\$ 1,323.00	\$ 1,323.00	8 - Printed	11149313-6411-07280
56200078	WINNING STREAK	09/12/2019	\$ 1,404.00	\$ 1,404.00	8 - Printed	11149359-6411-07264
50200051	WINNING STREAK	09/05/2019	\$ 1,717.00	\$ 543.00	8 - Printed	11149313-6411-09224
63200139	WIRED TECHNOLOG	09/25/2019	\$ 755.09	\$ 755.09	8 - Printed	10235370-6412
54200089	WIRED TECHNOLOG	09/03/2019	\$ 3,489.00	\$ 3,489.00	8 - Printed	10141490-6411 *
14200025	WIRED TECHNOLOG	09/26/2019	\$ 11,334.00	\$ -	0 - Closed	41119040-6542-07992
48200079	WOOD ENVIRONMEN	09/05/2019	\$ 9,025.00	\$ 8,150.00	8 - Printed	48406290-6521-00096
68200002	WORDMASTERS LLC	09/16/2019	\$ 1,158.30	\$ -	0 - Closed	10121080-6398
62200193	WYMAN CENTER	09/24/2019	\$ 5,650.00	\$ 3,955.00	8 - Printed	10391080-6398
58200105	Y-KIKI DIVERS	09/16/2019	\$ 3,499.00	\$ 3,499.00	8 - Printed	11149364-6391-09035
62200147	YOUNG ENTREPREN	09/04/2019	\$ 4,495.00	\$ -	0 - Closed	10138427-6412-33200
TOTAL:			\$ 801,010.60			

\$15,000+
SEPTEMBER FY20

PO#	Vendor Name	PO Date	Order Amount	Balance	Status	1st GL Account
63200131	CDW-G	09/18/2019	\$ 15,980.74	\$ -	0 - Closed	10235150-6412
97200065	HOME SERVICE OI	09/26/2019	\$ 17,325.30	\$ -	0 - Closed	10051380-6486
72200006	YMCA TROUT LODG	09/04/2019	\$ 18,280.00	\$ -	0 - Closed	10111154-6398
72200007	YMCA TROUT LODG	09/18/2019	\$ 18,280.00	\$ 2,508.00	8 - Printed	10111154-6398
71200008	ELLIOTT DATA SY	09/24/2019	\$ 18,742.40	\$ -	0 - Closed	10234227-6412
85200218	CATCO	09/16/2019	\$ 18,838.36	\$ -	0 - Closed	10-2150
48200084	TARKETT USA INC	09/16/2019	\$ 21,544.24	\$ 21,544.24	8 - Printed	48406400-6521-00084
85200223	THERMAL MECHANI	09/16/2019	\$ 21,568.00	\$ -	0 - Closed	10-2150
85200227	DUTCH HOLLOW SE	09/20/2019	\$ 23,000.00	\$ 22,379.08	8 - Printed	10255812-6411
48200083	TARKETT USA INC	09/16/2019	\$ 23,173.60	\$ 23,173.60	8 - Printed	48406210-6521-00084
72200008	YMCA TROUT LODG	09/18/2019	\$ 23,764.00	\$ 23,764.00	8 - Printed	10111155-6398
62200177	ST. LOUIS COMM	09/19/2019	\$ 24,000.00	\$ 24,000.00	8 - Printed	10111615-6311
48200080	GRAYBAR ELEC CO	09/12/2019	\$ 24,070.68	\$ 22,118.82	8 - Printed	48406050-6541-00083
54200108	EXP TRIPS, INC.	09/30/2019	\$ 26,650.00	\$ 26,650.00	8 - Printed	11149670-6398-07672
62200167	TPR EDUCATION L	09/12/2019	\$ 27,200.00	\$ -	0 - Closed	10213054-6411
85200216	TRANE U.S. INC	09/30/2019	\$ 28,238.00	\$ 28,238.00	8 - Printed	102550FU-6334
97200055	RUSH TRUCK CENT	09/03/2019	\$ 28,500.00	\$ 8,718.77	8 - Printed	10051410-6411
61200019	DUTCH HOLLOW SE	09/03/2019	\$ 28,796.00	\$ 26,292.00	8 - Printed	10-1615
62200163	CENGAGE LEARNIN	09/12/2019	\$ 29,323.75	\$ -	0 - Closed	10133030-6412
85200209	CARROLL SEATING	09/03/2019	\$ 30,000.00	\$ 30,000.00	8 - Printed	102550FJ-6332
81200036	JTM PROVISIONS	09/23/2019	\$ 35,000.00	\$ 30,548.00	8 - Printed	10052420-6471
81200034	CARGILL MEAT SO	09/16/2019	\$ 38,000.00	\$ 34,496.00	8 - Printed	10052420-6471
48200085	WSP USA INC	09/16/2019	\$ 40,110.61	\$ 10,110.61	8 - Printed	48406250-6521-00094
62200187	SAINT MARY'S CO	09/23/2019	\$ 47,000.00	\$ 47,000.00	8 - Printed	10223378-6312
85200217	CATCO	09/16/2019	\$ 52,223.64	\$ -	0 - Closed	10-2150
85200211	BROADWAY TRUCK	09/03/2019	\$ 57,507.00	\$ -	0 - Closed	40255140-6551
62200153	ACT INC	09/05/2019	\$ 63,245.00	\$ 63,245.00	8 - Printed	10213054-6411
62200146	SPRINGFIELD PUB	09/04/2019	\$ 70,000.00	\$ 70,000.00	8 - Printed	10111115-6311
62200172	HEART ZONES INC	09/18/2019	\$ 76,529.00	\$ 76,529.00	8 - Printed	10113163-6411 *
58200091	JUNIOR BUS TOUR	09/05/2019	\$ 85,000.00	\$ -	0 - Closed	11149374-6398-07676
85200230	OVERHEAD DOOR	09/20/2019	\$ 100,000.00	\$ 99,413.00	8 - Printed	102550DU-6411
97200059	FIRST STUDENT	09/16/2019	\$ 100,000.00	\$ 100,000.00	8 - Printed	10255160-6342
97200060	HUSKEY BUS & TR	09/16/2019	\$ 100,000.00	\$ 100,000.00	8 - Printed	10255160-6342
61200021	TRANE U.S. INC	09/03/2019	\$ 206,148.00	\$ 137,432.00	8 - Printed	102550NV-6411
48200088	PRIMARY SYSTEMS	09/23/2019	\$ 306,630.00	\$ -	0 - Closed	40406147-6521-00068
48200087	SHI INTERNATION	09/20/2019	\$ 463,888.82	\$ -	0 - Closed	48236010-6543-00106
TOTAL:			\$ 2,308,557.14			

85200158				1 EACH	FEDERAL AND STATE TAXES AND FEES - 74.47000 6235611	6486	74.47
85200158				425 EACH	1.99000 NO LEAD 87 OCT RFG	6486	845.75
85200207	08/29/2019	642477	ENERGY PETROLEUM COMPAI400				
85200207				3980.6 EACH	1.77000 NO LEAD 87 OCT RFG	6486	7,045.66
85200207					FEDERAL AND STATE TAXES AND FEES -		
85200207				1 EACH	697.40000 6239726	6486	697.40
85200207				298.9 EACH	1.88000 #2 DIESEL ULTRA LS	6486	561.93
85200207					FEDERAL AND STATE TAXES AND FEES -		
85200207				1 EACH	52.37000 6239727	6486	52.37
85200207				400 EACH	1.77000 NO LEAD 87 OCT RFG	6486	708.00
85200213	09/05/2019	642477	ENERGY PETROLEUM COMPAI400				
85200213				1680.2 EACH	1.89900 NO LEAD 87 OCT RFG	6486	3,190.70
85200213				1 EACH	294.37000 FEDERAL AND STATE TAXES AND FEES - 624192	6486	294.37
85200213				360.2 EACH	1.90610 #2 DIESEL ULTRA LS	6486	686.58
85200213				1 EACH	63.10000 FEDERAL AND STATE TAXES AND FEES - 624192	6486	63.10
85200213				387.8 EACH	1.89900 NO LEAD 87 OCT RFG	6486	736.43
85200213				1 EACH	67.95000 FEDERAL AND STATE TAXES AND FEES - 624191	6486	67.95
85200236	09/26/2019	642477	ENERGY PETROLEUM COMPAI400				
85200236				1500.1 EACH	1.82000 NO LEAD 87 OCT RFG	6486	2,730.18
85200236				1 EACH	262.82000 FEDERAL AND STATE TAXES AND FEES - 624771	6486	262.82
85200236				300 EACH	1.91000 #2 DIESEL ULTRA LS -6247717	6486	573.00
85200236				1 EACH	52.56000 FEDERAL AND STATE TAXES AND FEES - 624771	6486	52.56
85200236				350.4 EACH	1.82000 NO LEAD 87 OCT RFG - 6247715	6486	637.73
85200236				1 EACH	61.40000 FEDERAL AND STATE TAXES AND FEES - 624771	6486	61.40
85200207				1 EACH	FEDERAL AND STATE TAXES AND FEES - 70.08000 16239725	6486	70.08
97200049	08/27/2019	800559	KIESEL COMPANY	500			
97200049				7500 EACH	PREMIUM ULTRA LOW SULFUR #2 DIESEL 1.84900 FUEL	6486	13,867.50

97200049								
97200049				7500 EACH	0.00214 FED OIL SPILL FEE	6486		16.05
97200049				7500 EACH	0.00100 MO AGI TAX PER GAL EXTRA	6486		7.50
97200049				7500 EACH	0.17000 MO STATE TAX PER GAL	6486		1,275.00
97200049				7500 EACH	0.00070 MO ADG INSP. FEE TAX PER GAL	6486		5.25
97200049				7500 EACH	0.00250 MO USTD TRANSP. LOAD FEE TAX PER GAG	6486		18.75
97200057	09/04/2019	800559 KIESEL COMPANY	500					
97200057				7500 EACH	1.84000 PREMIUM ULTRA LOW SULFUR #2 DIESEL FUEL	6486		13,800.00
97200057				7500 EACH	0.00214 FED OIL SPILL FEE	6486		16.05
97200057				7500 EACH	0.00100 MO. AGI TAX PER GAL. EXTRA	6486		7.50
97200057				7500 EACH	0.17000 MO. STATE TAX PER GAL	6486		1,275.00
97200057				7500 EACH	0.00070 MO. ADG INSP. FEE TAX PER GAL	6486		5.25
97200057				7500 EACH	0.00250 MO.USTD TRANSP. LOAD FEE TAX PER GAL	6486		18.75
97200058	09/16/2019	626035 HOME SERVICE OIL CO INC	500					
97200058				7500 EACH	1.77250 PREMIUM ULTRA LOW SULFUR # 2 DIESEL FUEL	6486		13,293.75
97200058				7500 EACH	0.00214 FED OIL SPILL FEE	6486		16.05
97200058				7500 EACH	0.00100 MO AGI TAX PER GAL EXTRA	6486		7.50
97200058				7500 EACH	0.17000 MO STATE TAX PER GAL	6486		1,275.00
97200058				7500 EACH	0.00070 MO ADG INSP. FEE TAX PER AL	6486		5.25
97200058				7500 EACH	0.00250 MO USTD TRANSP LOAD FEE TAX PER GAL	6486		18.75
97200065	09/26/2019	626035 HOME SERVICE OIL CO INC	500					
97200065				7500 EACH	2.13370 PREMIUM ULTRA LOW SULFUR #2 DIESEL FUEL	6486		16,002.75
97200065				7500 EACH	0.00214 FED OIL SPILL FEE	6486		16.05
97200065				7500 EACH	0.00100 MO AGI TAX PER GAL EXTRA	6486		7.50
97200065				7500 EACH	0.17000 MO STATE TAX PER GAL	6486		1,275.00
97200065				7500 EACH	0.00070 MO ADG INSP. FEE TAX PER GAL	6486		5.25

97200065									6486	5.25	
97200065				7500	EACH		0.00250	MO USTD TRANSP. LOAD FEE TAX PER GAL			
97200065									6486	18.75	
85200193	08/22/2019	800066	INDUSTRIAL SOAP CO	401							
								TRASH CAN LINERS 40" X 48" - 16 MICRON HIGH DENSITY ONLY - CLEAR - STAR SEALED (250/CASE) APPROX CASE WGT: 21.6# #MR40483MC			
85200193				400	EACH		17.60000	50CASES PER PALLET	6411	7,040.00	
85200193											
85200233	09/23/2019	800066	INDUSTRIAL SOAP CO	401							
85200233				400	EACH		17.25000	#MR40483MC LARGE TRASH CAN LINERS 40" X	6411	6,900.00	
85200233											
85200234	09/23/2019	914674	UNIPAK CORP.	401							
85200234				200	EACH		14.50000	#24R UPC SMALL TRASH CAN LINERS 24" X 23" -	6411	2,900.00	
85200234											
81200026	07/03/2019	913529	VACCARO & SONS PRODUCE	700	1	EACH	\$	9,850.00	BLANKET PO	6471	\$ 9,850.00
										Total Commodity 202 (Paper)	\$ 60,168.80
										Total Commodity 400 (Fuel - Facilities)	\$ 27,618.02
										Total Commodity 500 (Fuel - Transportation)	\$ 62,254.20
										Total Commodity 401 (Trash Liners)	\$ 16,840.00
										Total Commodity 700 (Produce)	\$ 9,850.00
										Grand Total All Commodity	\$ 176,731.02